

STYLUX LED

PREMIUM RANGE

Product Features

- 8 high output SAMSUNG white LEDs.
- Lamp colour - 5000K.
- Lamp power - 1W.
- 120 lumens in emergency.
- Competitively priced, hanging LED EXIT sign.
- Easy to install and maintain.
- IP40 as standard.
- 28m viewing distance.
- Class I.


Materials

- Housing - extruded aluminum.
- Panel - flame retardant clear acrylic plastic.
- Batteries (self-contained) - 4.8V 1.3A/h Ni-Mh.

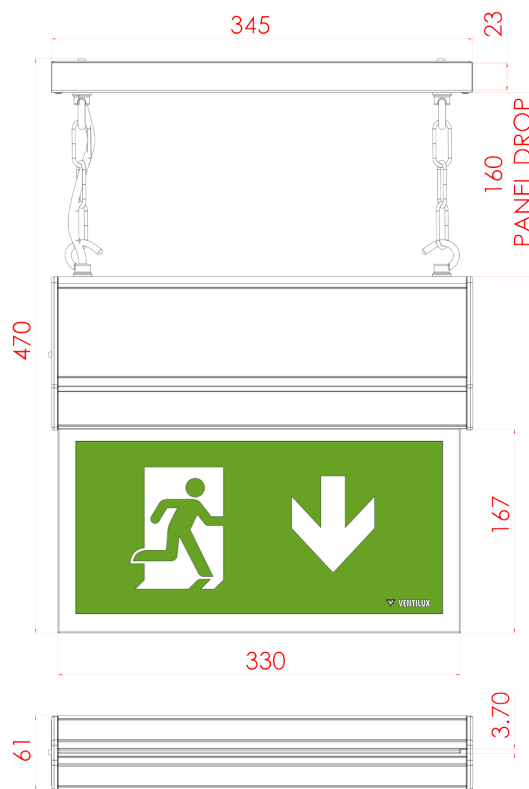
Installation notes

- Suitable for ceiling mounting.
- 20mm cable entry on rear of ceiling bracket.
- Dimensions - See diagram.
- Weight: 2.4Kg.
- Temperature range - 0°C to 45°C.

Chrome variant



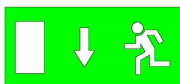
*Equipment dimensions may vary with different systems.



EXIT sign legend options



ISO 7010



EDF

Colours:



White - RAL 9016 - add /WH to order code



Black - RAL 9017 - add /BL to order



Brass - add /PB to order code



Chrome - add /CH to order code

System Mode

Self contained. Non-maintained 3 hour

Part Number

STNM3/LED/6Y

Self contained. Maintained 3 hour

STM3/LED/6Y

Choose arrow direction.

01 - Left, 02 - Down, 03 - Right or 04 - Up.

Premium Range products carry **6 years warranty** as standard.

Alternative **Warranty** options

For Warranty Terms please visit the Ventilux website

3 Years

/3Y

10 Years

/10Y

Also available



This specification sheet is a generic specification sheet. Specific specification sheets for Central Battery, Addressable Testing Systems etc are available from Ventilux upon request.